





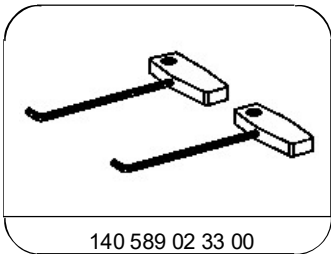
MODEL 170

- 1 Cover
- 2 Frame
- K54 Closing confirmation relay



P80.30-0351-06

 	Removal, installation		
1	Remove cover (1) from fuse box		
2	Remove frame (2) by unhooking catch strap (arrows) with puller hooks		<a href="#">*140589023300</a>
3	Pull off closing confirmation relay (K54)		
4	Reinstall in opposite order		



Pulling hooks