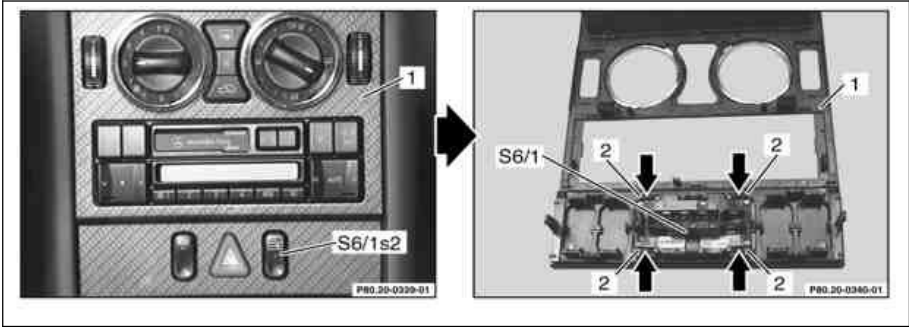





MODEL 170

- 1Cover
- 2Catch strap
- S6/1Cockpit switch group
- S6/1s2Interior switch (CL)



P80.20-0341-04

	Removal, installation		
1	Remove cover (1) on center console		AR68.20-P-2350G
2	Press catch strap (2) in direction of arrow with long wedge		*115589035900
3	Press cockpit switch group (S6/1) toward rear out of cover (1)	 The CL interior switch (S6/1s2) is integrated into the cockpit switch group (S6/1) The cockpit switch group (S6/1) can only be replaced as a complete unit	
4	Reinstall in opposite order		

